


NEWSLETTER

News from Mrs. Platter's Class

September 24, 2011

kplatter@wcps.k12.va.us

622-8090



We are working on a variety of new skills. These skills will be important to each student's academic success. All students are working hard on these skills during class and making wonderful progress. I will be sending home the work that your child has been working on during the day in the green folder. I encourage parents to discuss these items and provide an opportunity for additional practice.

Reading News

To review what we learned this week ask your child the following questions. What letters did you learn this week? (**h, g, s & o**) What keys did you learn to read? (**ag & ot**) What do you do when you write a word with a key in it? (**Underline it**) The sight words we learned this week are the following: **have, green, one, so, as, go & come**. When your child is reading along with you at night encourage them to identify these words throughout the stories. It is a very rewarding experience for each child when they are able to find these words and keys as they read the stories.

Here is what we will be working on next week:

Monday— S/S-**n**, key- **an**, circle words- **on, by & purple**

Tuesday— S/S-**Review**, key- **od**, circle words- **no, up, & down**



Wednesday— S/S-**Review**, key-**om**, circle words- **black, white, & what**

Thursday— S/S-**Review**, key-**og**, circle words- **for & are**

Friday—Fridays are always set aside to review the week's work and to take a sound symbol and key test. When your child gets home each day, don't just ask, "What did you learn today?" Be specific.

Ask questions like:

1. "What was your new key today?"
2. "Can you give me a word that begins with the "n" sound?"
3. "Please write the word "man" in cursive for me."
4. What is the key in **hog**?
5. "What was your new circle word(s) today?"



When we are working on a letter it means that each child should be able to recognize the letter in both print and cursive forms, know the sound the letter makes, and know how to write the letter in upper and lower case cursive. I encourage parents to help their children with the sounds of each letter and to practice writing the letters and keys at home. **Please practice the letters and keys we have already done in class.**

Please practice reading the key stories with your child when they bring them home. Each key story incorporates sight words and keys together. Children love to show others how well they can read the stories. *Please sign them and return them the next day.*



Math News

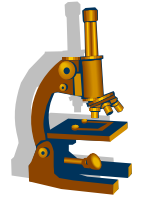
This week we created graphs (real people graphs, pictographs, bar graphs, etc. (Math SOL 1.19). Everyone should be proud of themselves. We are the graphing gurus and patterning professionals. The students did a great job and should be proud of themselves. We also spent time learning about more and fewer.

Next week we will continue with graphing. We will be graphing our birthdays and begin working on the concept of addition with some fun math games.

Theme Time News

Our little group of scientists seemed to enjoy their time in our “lab.” We learned what science is and what a scientist does. We learned about the tools a scientist may need to do their job. One of the experiments we did was to see what happened to an egg after it sits in vinegar for 24 hours. I don’t want to give anything away, but have you ever held an egg that had no shell? We also did an experiment with bread and germs. I had a few students wipe their hands on a piece of white bread. I put a clean piece of bread in a baggie with a moist cloth and we placed the other piece of bread (the piece the children handled) in a baggie with a moist cloth. We are going to keep a close eye on the bread and see how it changes. We also spent some time learning about osmosis. We did this by putting raisins in a jar filled with water. The children were amazed. We also worked with air. The students really enjoyed trying to move items with air. Ask your child to show or tell you about some of the things we did in class.

Next week we will learn about the four seasons. We will learn about different seasonal signs and symbols. We will talk about the four different seasons and what makes them unique. We will be working on several seasonal activities.




Important Dates in September

23rd –First Day of Fall

26-27th -No School

30th - Sock Hop 7-8:30 pm

Please join the PTO! They do a lot to help the school and your child’s class. We are hoping for 100% participation.



Behavior News

The students have been doing a nice job as a class and are working real hard to stay on green. This is going to be a wonderful year!

Have a great weekend!